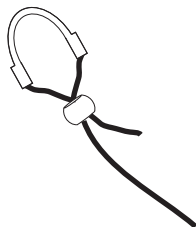




How To Attach a Wire Protector



Step 1. Take a length of Tigertail, slid a crimp bead and one side of a wire protector onto the end.

Step 2. Thread the end of the Tigertail back through the other side of the wire protector. (Image A) Then back through the crimp. (Image B)



Step 3. Pull the tigertail tightly around the wire protector and push the crimp as close to the wire protector as possible. With your pliers, gently push the crimp flat to secure in place.