

**INSTRUCTIONS FOR
MEMO MINDER MKII**
PRODUCT CODE: EL00041

INTRODUCTION

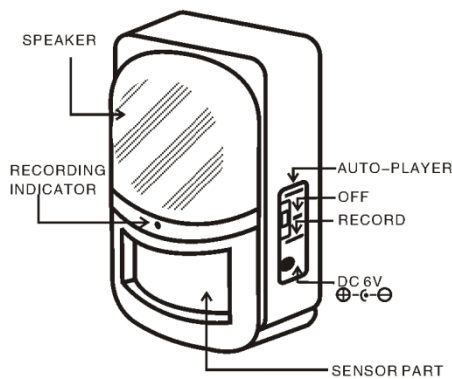
The Memo Minder MKII is a battery or AC powered solid state media player which records your message straight onto the player- no tape required. Your message is recorded onto a circuit board then played when the passive infrared motion detector is triggered.

RECORD MODE

1. Move the switch located on the side of the unit to "RECORD". When the red LED is lit – the unit is recording.
2. For the best quality playback sound, record your message at a distance of 6" (15cm) from the microphone.
3. The recording time is 1-20 seconds. When the unit is full, the red LED will switch off. The recording can be stopped at any time by returning the slide switch to the "OFF" position.
4. Any new message recorded will record over previous ones.

AUTO-PLAYER MODE

1. After you have recorded your message move the switch to "AUTO PLAYER".
2. Wait 20 seconds to allow the unit to stabilise. Once stabilised the unit will detect any movement in the detection area and play the recorded message once. Continuous movement once the unit has reset (approx 30 seconds including message) will cause message to trigger again.

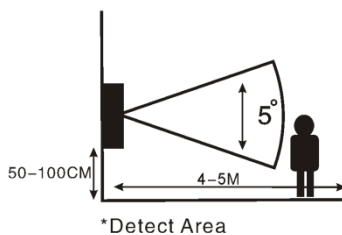


Optional mains power adapter available.

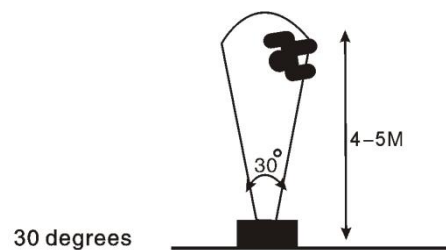
DETECTION RANGE

Detection Coverage

Up to 4-5 meters



Detection Range



OFF MODE

1. Recorded message will still be retained even when slide switch is in "OFF" position.

BATTERY REPLACEMENT

1. When the playback sound is weak or the sensor stops detecting motion properly then replace the batteries.
2. To replace the batteries remove the battery cover and replace the old batteries with new batteries noting the polarity indicated.
3. Replace the battery cover.
4. The recorded message will be lost if batteries are removed for any longer than one minute.

CAUTION

Always seek professional assistance for repair.

Improper use or user made damage is not covered under the guarantee.

