



## A CARE GUIDE FOR YOUR NEW AND EXISTING LAWN

## DOES YOUR LAWN NEED REPLACING?

Some common explanations for poor grass growth are: incorrect pH, high clay content of the soil, compacted soil, poor drainage, shady areas, excessive moss growth, or an infestation of damaging insect larvae such as leatherjackets or chafer grubs.

## LAWN RENOVATION

If you have caught the problem early, then we can offer advice for dealing with most problems. See suggested treatments below for some of the most common issues.



### WEEDS

Either spot treat weeds or use a selective herbicide over the whole lawn, which will only target the weeds and not the grass. Both products along with suitable application equipment are available in our shop. Please note; this may lead to large bare patches which would then need grass seed added to prevent the weeds from regrowing.




## FUNGAL INFECTION

Lawns are prone to fungal attack, particularly in early autumn and late spring when the warm and wet climatic conditions are conducive to fungal growth, namely Red Thread and Snow Mould. Continuing good lawn maintenance by mowing little and often, using a good quality, high-nitrogen fertiliser such as Sherborne Turf Fertiliser, and watering less often should reduce the impact. However, should the infection continue or worsen, contact a certified sprayer, such as Queen Thorne Landscapes, to treat the infected area.

## CLAY SOIL

The soil may have poor drainage and low organic matter meaning a lack of nutrients are being supplied to the grass resulting in poor growth. We would suggest removing the turf, digging in mushroom compost and installing a new lawn.







## SOIL COMPACTION

If the compaction is only light it may be rectified by using our 5 prong aerator. If the compaction is severe then we would suggest replacing the lawn.


## SHADED/ DAMP AREAS

Add a more tolerant mixture of grass seed over the problem area. We stock a variety of different grass mixes for various situations.



## MOSS

Usually an indicator of an underlying problem including unfavourable pH, high clay content or shade. Apply Green & Black fertiliser to blacken the moss, which can then be removed by scarification.



## ACIDIC SOIL

Although problems with soil pH can be difficult to diagnose visually, we can carry out a soil pH test to confirm. If the soil is acidic, which is quite common, this can be rectified easily by the addition of our granular G- Lime over time.

## INSECT / GRUBS

Leatherjackets are the larvae of crane fly and can cause fatal damage to your lawn by feeding on the roots of the grass. This needs careful treatment and expert advice. The best time to treat is November and May.



**Please do call us (01935 850848) if you have any questions about lawn care or remedial treatments. We can offer expert advice and service, as well as professional treatments.**

## **LAWN REPLACEMENT**

If the problem is too severe to rectify or there are several contributing factors, it may be best to replace your lawn. However, be aware that you should try to remedy the underlying problems before expecting your brand new lawn to stay immaculate.

## **WHEN TO LAY YOUR LAWN**

Although turf can be laid at any time of the year, some periods are better than others. As a general rule, if you are able to prepare the ground, we are able to supply the turf.

As responsible turf producers, we feel it best to warn you about watering requirements of newly laid turf in hot and dry conditions. If you are unable to keep it watered, it may be best to wait for more favourable weather. Our usual guarantee does not apply where turf is laid against our recommendation.



## **UPON YOUR TURF DELIVERY**

Sherborne Turf is cut fresh to order and should be laid the same day as it is delivered. If you are unable to lay the same day, leave as delivered and do not cover or water the rolls. If the weather is hot, then you will need to unroll and water to keep them moist.





## HELPFUL TOOLS

The following tools have been specially selected by our team of landscapers to help you in laying your new lawn. They are all available from our showroom at The Lawn and Landscape Centre.

1. Rake: create a fine soil surface on which the turf will be laid.



2. Spinner: to help apply the fertiliser evenly; we sell both hand held and push spinners.

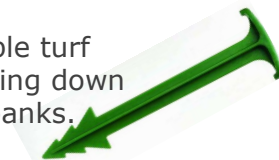
3. Turf saw: to enable you to make clean joins.



4. Gloves: to protect your hands.



5. Biodegradable turf pegs: for pegging down turf on steep banks.



6. Hosepipe and sprinkler: we offer a range of types from oscillating spray bars to sprinkler hoses, rain trains and automated systems.

## GROUND PREPARATION

The key to any lawn is well prepared soil. Treatment with a glyphosate based spray such as our Maxi Strength weed killer prior to cultivation will remove any weeds present and help prevent re-growth.

Remove larger stones (remaining small stones will aid drainage). Firm the ground by treading, then rake and level the soil creating a fine tilth.

The ground can be considered well prepared when a trodden shoe makes a mark but does not sink into the soil. Water lightly prior to laying so the turf is placed onto a damp surface.



## LAYING YOUR TURF

Apply a dressing of our balanced Stripy Green granular fertiliser at 35grams per square meter to aid root establishment.

Start by turving the perimeter; this prevents the edges from drying out. Next, start from a straight edge and unroll the turf in alternate directions. Lay the rolls tightly together and pull the joints together, making sure that you do not overstretch the turf as it will tear.



## WATERING

Watering is often underestimated for freshly laid turf. It is essential that the turf should be kept moist during the first month by watering daily. Please note it can take an hour for water to soak an inch into the turf. It is important to water either in the early morning or late evening to avoid scorching from the midday sun.

Do not walk on the lawn after you have watered as your feet will cause indentations in the soil below the turf and result in an uneven lawn after it has established.



## ROLLING

We do not advise rolling the freshly laid turf as it will compact and starve the turf of air whilst it establishes. However, once the lawn is established, rolling from time to time can be beneficial as it smooths over ruts and bumps caused by rodents, pets or children. If you roll before mowing, it can also help to prevent damage to your turf or mower.



## WEED CONTROL

Although we take great care in maintaining our turf fields to deliver the best quality turf, you will invariably get weeds in your lawn. We would recommend you wait at least 6 months before you apply any chemical weed killers so as not to stress the grass.

## FERTILISING

Our specially formulated Stripy Green granular fertiliser is rich in nutrients, which will release steadily over three months. This is available in 5kg tubs or 20kg bags. Use fertiliser throughout the year to keep your lawn looking green and healthy.

## MOWING

Do not be in a hurry to cut the lawn. Allow the turf to settle and take root for about 3 weeks. If you try to lift the turf at an edge and it is well rooted to the ground, this is a good indication it is ready for its first cut.

For the initial cuts, set the mower to its highest setting to avoid stressing the grass. Sharp blades are essential to ensure the grass is not being pulled. Cut your new lawn regularly, maintaining between 25-50mm.



We stock various makes and models of machines from battery powered mowers to robotic mowers. We would be happy to advise you on appropriate machinery for your lawn requirements.

Did you know we stock and deliver bulk bags of soils, composts, barks and aggregates? You also have the option of purchasing these products loose by using our weigh bridge, or in small, easy to carry refill bags. Please look on our website for a full listing.



Come and visit our showroom;  
**The Lawn and Landscape Centre, Marston Road,  
Sherborne, Dorset DT9 4SX**

**Opening Times:**

Monday to Friday: 07:30 to 17:30 (excluding Bank Holidays)  
Saturday: 08:00 to 12:00  
Sunday: Closed