

BD_SW_5BC_20 Yamaha R1 2020 onwards, 5 button right side – Stop/Run, Start, Up/Down, Select. Handlebar race switch for bikes with YEC and standard ECU – Type C for brake pump mounting + Grip housing

This 5 button switch is designed for use on road or race bikes being fully compatible with the standard ECU as well as YEC or re-flash versions.

Unlike other race switch products currently available that require ‘selection direction changing switches’ this ‘micro-processor’ controlled assembly has simple and intuitive Up / Select / Down push buttons to easily navigate the dash controls even with gloves on.



No modification of the bike wiring is necessary, this kit plugs directly into the connectors of the standard loom. The wiring loom is also in 2 parts ensuring that crash damaged switches can be repaired or replaced in a modular way, no need to replace everything.

Kit includes:

Right switch pod, Plug and play wiring, brake adaptor clamp of your choice and throttle grip housing

Mounting

These ‘Type C’ switches mount directly onto our own brake pump clamp(s) and are adjustable left / right to suit the rider

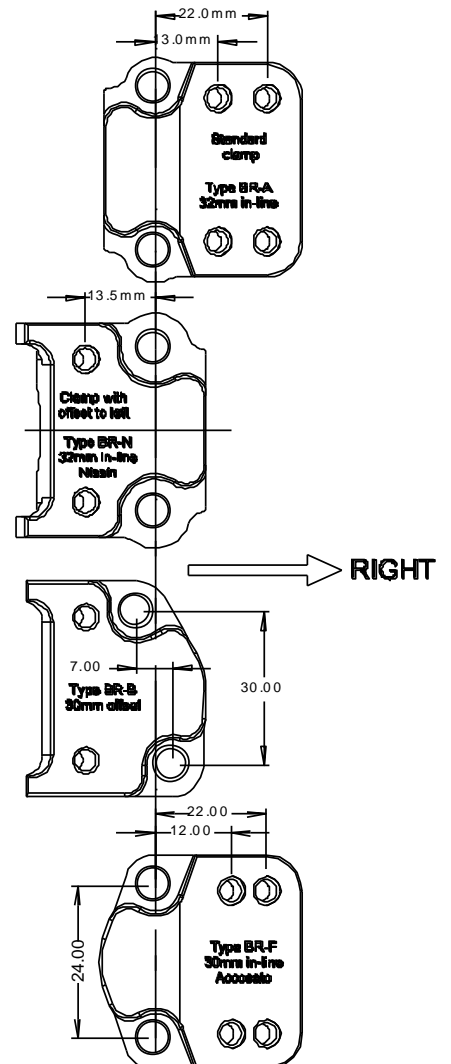
Three types of clamp are available

BR-A – 32mm in-line bolts (standard), switch mount locations are 13 or 22mm to the right of the pump centre line (unless otherwise specified, this is the clamp we will supply)

BR-B – 30mm offset bolts to suit Brembo XR brake pump

BR-N – 32mm in-line bolts, switch mount offset of 13.5mm to the left of the pump centre line. Suits Nissin race pump and Brembo RC

BR-F – 30mm in-line bolts to suit Accosato brake pump
 Specify clamp A or B at the time of ordering. Clamps are sold separately so there is no need to replace the switch if you change your brake pump.



IMPORTANT

Tighten the UPPER bolt first to achieve metal to metal contact, then use the lower bolt to clamp onto the handlebar



0.5mm of gap – Used for tightening the clamp.
 21.5 > 22.2mm dia bar

Bike Sport Developments Ltd

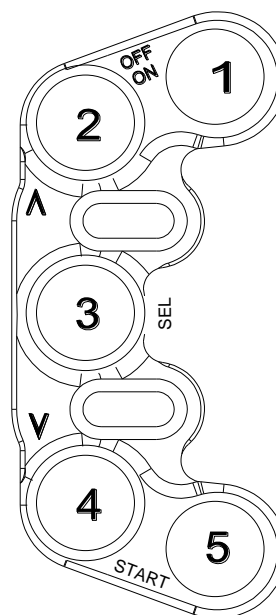
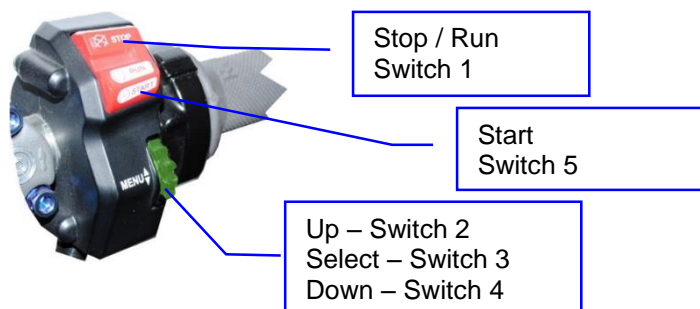
The Old Barn, Greatworth Hall, Greatworth, Oxon, OX17 2DH - UK

Tel 0044 (0)1327 263942 – mail@bikesportdevelopments.co.uk / www.bikesportdevelopments.co.uk

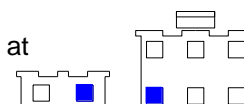


Switch functions

| | Colour | Text on switch | Function |
|---|-------------------|----------------|--|
| 1 | Red / Latching | OFF / ON | Stop / Run , push once for ON, and again for OFF |
| 2 | Black | ∧ | Dash control – UP, single press per step |
| 3 | White | SEL | Push to select (same function as standard wheel) |
| 4 | Black | ∨ | Dash control – DOWN, single press per step |
| 5 | Green / Momentary | START | Start – Engine start, push and hold |



Brake switch wiring – For road bikes we can provide an addition section of wiring (on request at time of ordering). This plugs into the two spare connector locations highlighted in blue



Compatible left switch for YEC kit

BD_SW_5BC-08

Map / Up / Mode / Down / Pit

Or this 'shell clamp type'

BD_SW_7B-02

Map / Up / Mode / Down / Pit / Rain light / Lap set



Compatible left switch for the standard ECU

BD_SW_42BC-10

Up / Mode / Down / Lap



Electrical / Mechanical Characteristics

Wire..... Type 55 / 24

Switch sealing..... IP67

Housing.....Aluminium

Coating.....Black anodise

Dia (handlebar)22mm (7/8")

Wiring..... Plug n play

Ordering Information

| Part No. | Connector | Description |
|----------------|-------------|---|
| BD-SW-5BC-20-A | Plug n Play | 5 way right handlebar switch – Yamaha R1 – 2020 onwards – Complete right kit + 32mm in-line A clamp |
| BD-SW-5BC-20-B | Plug n Play | 5 way right handlebar switch – Yamaha R1 – 2020 onwards – Complete right kit + Brembo XR (offset) |
| BD-SW-5BC-20-N | Plug n Play | 5 way right handlebar switch – Yamaha R1 – 2020 onwards – Complete right kit + Nissin / Brembo RC |
| BD-SW-5BC-20-F | Plug n Play | 5 way right handlebar switch – Yamaha R1 – 2020 onwards – Complete right kit + Accosato |

Note – For road bikes with brake light switch please specify at the time of ordering 'Road Bike'