

**BD\_SW\_3BC\_19 Kawasaki ZX6R – 2019 onward, 3 button right side Rain, Stop/Run, Start functions**  
**Handlebar race switch for direct brake pump mounting.**

This 3 way switch is designed to replace the standard right side switch block on the ZX6R (onwards) as well as providing an additional latching switch for the rain light.

The rain light is pre-wired into the original brake light wiring circuit so control of the 'stop light' can be achieved simply by pressing the yellow button.

The aluminium assembly has been ergonomically designed for easy use and encompasses 3 switches as described below with direct mounting onto the brake pump to save handlebar space.

Use the two slotted M5 bolts to adjust left / right to best suit the rider.



**Mounting**

These 'Type C' switches mount directly onto our own brake pump clamp(s) and are adjustable left / right to suit the rider

Four types of clamp are available

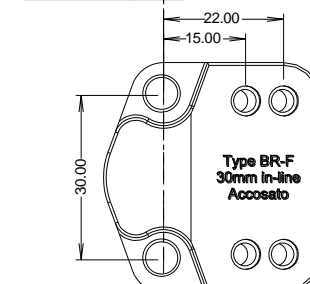
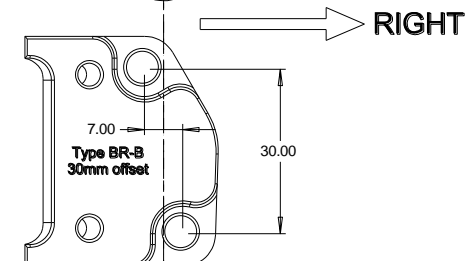
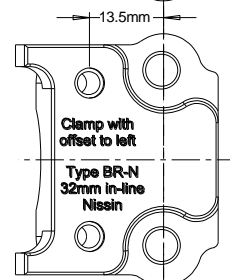
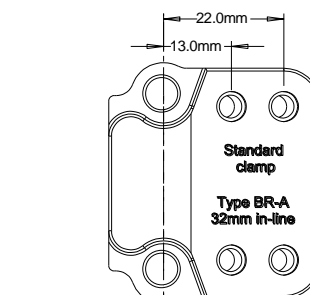
**BR-A** – 32mm in-line bolts (standard), switch mount locations are 13 or 22mm to the right of the pump centre line (**unless otherwise specified, we will supply this clamp to suit the standard bike**)

**BR-B** – 30mm offset bolts to suit Brembo XR brake pump

**BR-N** – 32mm in-line bolts, switch mount offset of 13.5mm to the left of the pump centre line. Suits Nissin race pump

**BR-F** – 30mm in-line bolts to suit Accosato brake pump

Specify clamp A, B, F or N at the time of ordering. Clamps are sold separately so there is no need to replace the switch if you change your brake pump.



**IMPORTANT**  
 Tighten the UPPER bolt first to achieve metal to metal contact, then use the lower bolt to clamp onto the handlebar



**0.5mm of gap** – Used for tightening the clamp.  
 21.5 > 22.2mm dia bar

## Bike Sport Developments Ltd

The Old Barn, Greatworth Hall, Greatworth, Oxon, OX17 2DH - UK  
 Tel 0044 (0)1327 263942 – [mail@bikesportdevelopments.co.uk](mailto:mail@bikesportdevelopments.co.uk) / [www.bikesportdevelopments.co.uk](http://www.bikesportdevelopments.co.uk)



### Electrical connection

No modification of the bike wiring is necessary, this kit plugs directly into the connectors of the standard loom.

**Note** – Brake switch wiring is not included, this is used by the rain light.

### Matching left side switches are available



**BD-SW-3BC-18** Left side functions for Up Select and Down

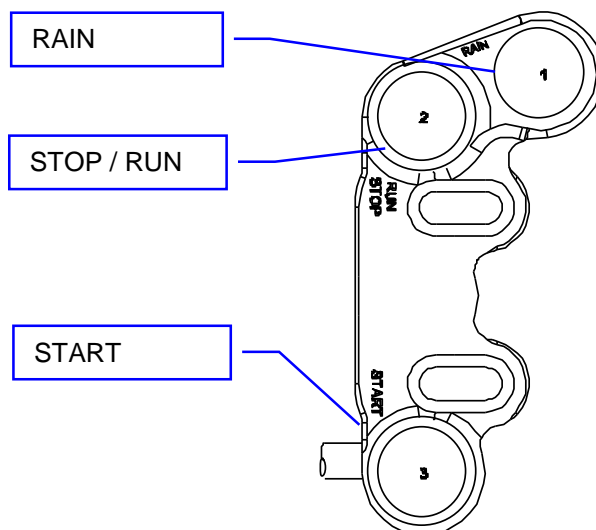
**BD-SW-4BC-17** To suit bikes with the standard ECU and wiring but for re-flashed ECUs with a Pit speed function as well as the standard Up, Select, Down functions.

Both mount on the clutch post body as seen here:



### Function:

1	Yellow	Rain light (on/off)
2	Red	Kill stop/Run
3	Black	Starter



### Electrical / Mechanical Characteristics

Wire..... Type 55 / 24  
 Switch sealing..... IP67  
 Housing.....Aluminium

Coating.....Black anodise  
 Dia (handlebar) .....22mm (7/8")  
 Wire length ..... Same as standard

### Ordering Information

Part No.	Connector	Description
BD-SW-3BC-19-A	Plug n Play	4 way handlebar switch to suit ZX10RR – 2016 onwards - Complete right kit + 32mm in-line A clamp
BD-SW-3BC-19-B	Plug n Play	4 way handlebar switch to suit ZX10RR – 2016 onwards - Complete right kit + 30mm offset B clamp
BD-SW-3BC-19-N	Plug n Play	4 way handlebar switch to suit ZX10RR – 2016 onwards - Complete right kit + 32mm Nissin N clamp
BD-SW-3BC-19-F	Plug n Play	4 way handlebar switch to suit ZX10RR – 2016 onwards - Complete right kit + 30mm Accosato clamp
BD-SW-3BC-19	Plug n Play	Replacement switch pod, excluding clamp
BR-A	n/a	Replacement 32mm in-line clamp for brake – Standard clamp
BR-B	n/a	Replacement 30mm Offset clamp for brake – Brembo XR
BR-N	n/a	Replacement 32mm in-line clamp for brake – Nissin race pump
BR-F	n/a	Replacement 30mm in-line clamp for brake – Accosato race pump