

**BD_SW_3BC_12 Yamaha R6 – 2017 onward, 3 button right side Mode, Stop/Run, Start
Handlebar race switch for direct brake pump mounting.**

This 3 way switch is designed to mount directly onto the brake master cylinder and replace the standard right switch

The aluminium assembly has been ergonomically designed for easy use and encompasses 3 switches as described below with direct mounting onto the brake pump to save handlebar space.





www.bikesportdevelopments.co.uk

Use the two slotted M5 bolts to adjust left / right to best suit the rider.

This switch set also includes the brake switch wiring as a separate component. Note that this brake wire is supplied pre-crimped but the original connector housing should be re-used. For track bikes which do not need the brake light switch this can be left off.

**Functions**

Mode / Stop-Run / Start

BD-SW-3BC-12A European specification	Standard switch has 3 connectors with one large rocker switch for Stop/Run and Start functions	
BD-SW-3BC-12B USA specification	Standard switch has 2 connectors and the Start button is a separate push button with a red rocker for the StopRun	

IMPORTANT – There are 2 versions of this bike, USA specification and European specification (EUR is also used in most other countries). These bikes have different wiring and switch appearance, so it is quite easy to see which version you need: Please confirm this when ordering.

Electrical / Mechanical Characteristics

Wire..... Type 55 / 24
Switch sealing..... IP67
Housing..... Aluminium

Coating..... Black anodise
Dia (handlebar) 22mm (7/8")
Wire length Same as standard

Ordering Information

Part No.	Description
BD-SW-3BC-12A	Yamaha R6 – 2017 onward and GYRT/YEC – EU specification
BD-SW-3BC-12B	Yamaha R6 – 2017 onward – USA specification
xxx - Choose appropriate clamp from the parts listed on page 2. One free clamp per switch assembly	

Right side brake clamps

Mounting

These 'Type C' switches mount directly onto our own brake pump clamp(s) and are adjustable left / right to suit the rider

Several clamps are available to suit most popular brakes

BR-A – 32mm in-line bolts

BR-B – 30mm offset bolts to suit Brembo XR / GP brake pump

BR-N – 32mm in-line bolts with left shift, for Nissin / Brembo RC RCS Costa Corta

BR-F – 30mm in-line bolts to suit Accosato / Hel brake pump

BR-J – 32mm offset bolts to suit Beringer brake pump

Specify your clamp at the time of ordering. Clamps are sold separately so there is no need to replace the switch if you change your brake pump.

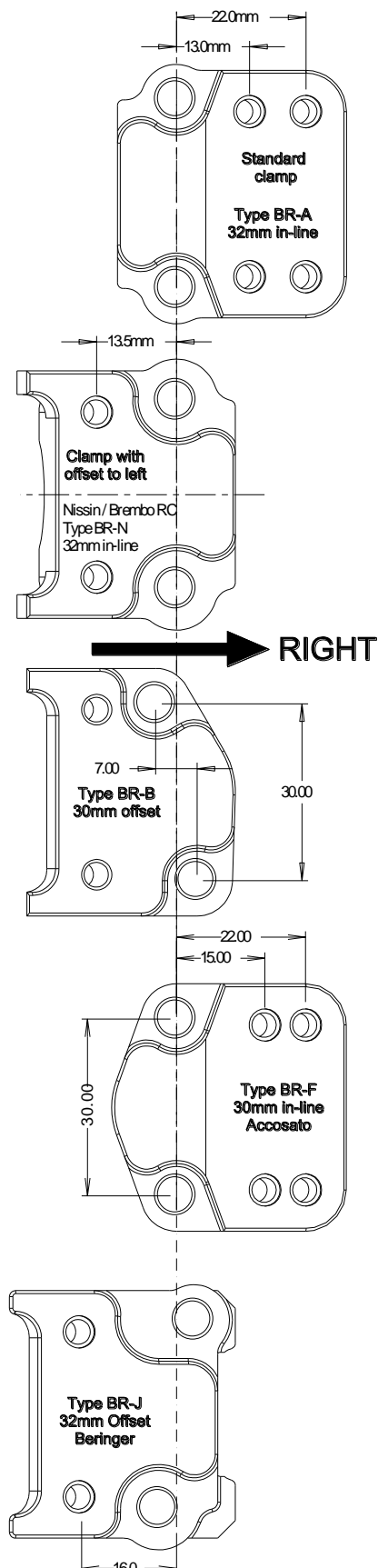
We will supply clamp BR-A to suit the standard brake, or you can choose from any one of the above as a free alternative.

IMPORTANT

Tighten the UPPER bolt first to achieve metal to metal contact, then use the lower bolt to clamp onto the handlebar – Except BR-F and BR-J which have equal gap for upper and lower



1.0mm of gap – Used for tightening the clamp.
21.5 > 22.2mm dia bar



Clamps are also sold separately so there is no need to replace the switch if you change your brake.