

BD_SW_3B_12 Yamaha R6 2017 onward, 3 button right side switch (also 2018 YEC kit)

- **Stop / Run**
- **Starter**
- **Mode**

The aluminium assembly has been designed ultra-slim and encompasses these waterproof switches:



- RED latching (Push On , Push OFF) for stop and run
- Black momentary for the starter switch
- Blue momentary for the Mode function

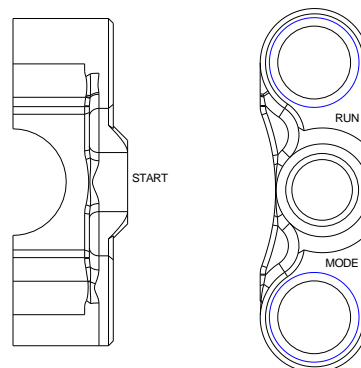


No modification of the bike wiring is necessary, this kit plugs directly into the connectors of the standard loom.

This switch set also includes the brake switch wiring as a separate component. Note that this brake wire is supplied pre-crimped but the original connector housing should be re-used. For track bikes which do not need the brake light switch this can be left off.

IMPORTANT – There are 2 versions of this bike, USA specification and European specification (EUR is also used in most other countries). These bikes have different wiring and switch appearance so it is quite easy to see which version you need: Please confirm this when ordering.

<p>BD_SW_3B_12 (A) European specification</p>	<p>Standard switch has 3 connectors with one large rocker switch for Stop/Run and Start functions</p>	
<p>BD_SW_3B_12 (B) USA specification</p>	<p>Standard switch has 2 connectors and the Start button is a separate push button with a red rocker for the Stop/Run</p>	



Matching left side switch is available – BD_SW-3B_13



Electrical / Mechanical Characteristics

Wire.....	Type 55 / 24	Dia (handlebar)	22mm (7/8")	
Switch sealing.....	IP67	Max width	20.5	mm
Housing.....	Aluminium	Min width at centre	14.5	mm
Coating.....	Black anodise	Weight.....	85	g

Ordering Information

Part No.	Connector	Description
BD-SW-3B-12(A)	As standard	3 way handlebar switch for Yamaha R6 2017 onward - European
BD-SW-3B-12(B)		3 way handlebar switch for Yamaha R6 2017 onward - USA